

**Rayat Shikshan Sanstha's**

**Prof. Dr. N. D. Patil Mahavidyalaya, Malkapur (Perid)**

**Tal.-Shahuwadi, Dist.- Kolhapur(M.S.) India.**

**Feedback Analysis Committee**



**Report of**

**Feedback Analysis**

**of**

**(Student Satisfaction Survey)**

**Academic Year: 2021-22**

**Submitted to**

**Internal Quality Assurance Cell**

# **Student Satisfaction Survey Report**

## **Introduction and Objectives:**

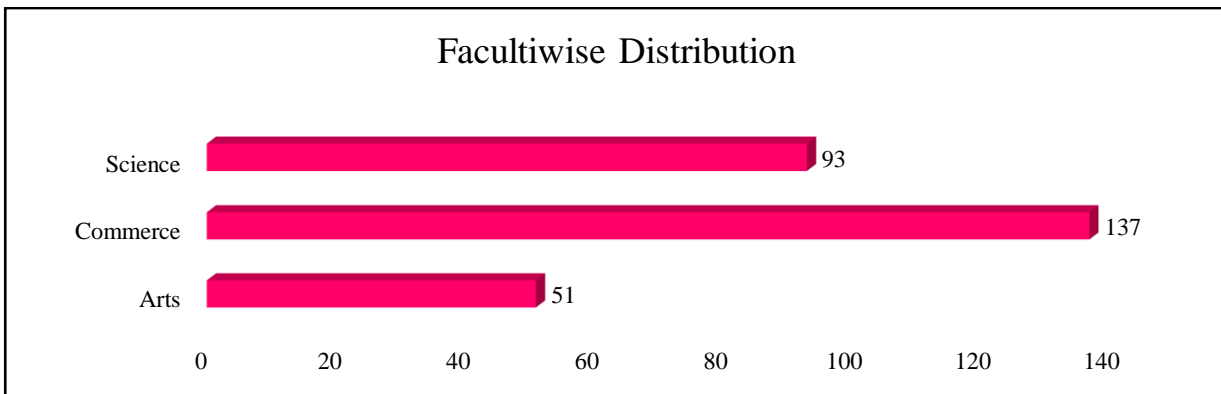
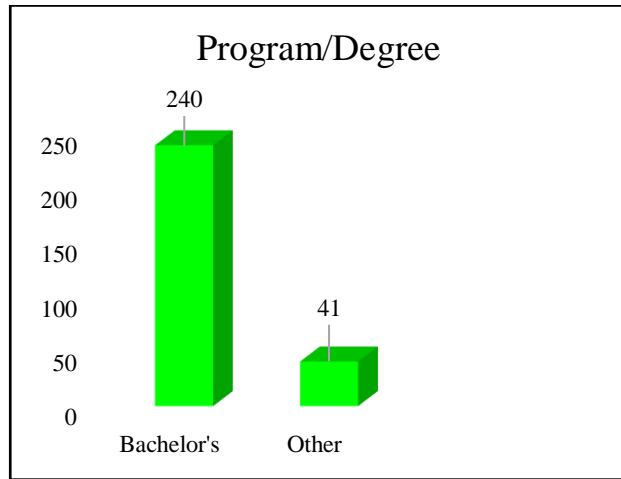
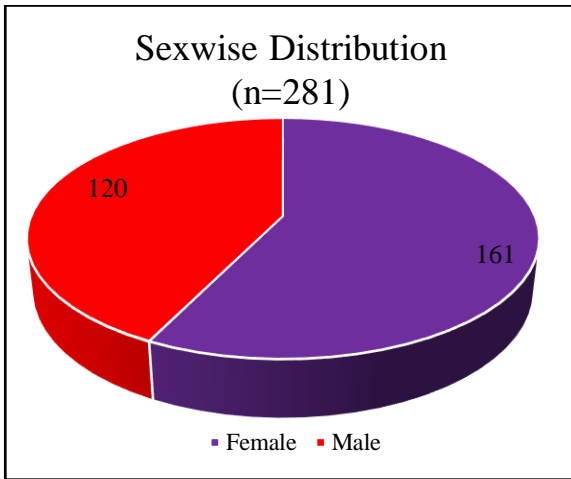
Rayat Shikshan Sanstha's, **Prof. Dr. N. D. Patil Mahavidyalaya, Malkapur** was established in the year 1992. The college aims at the overall development of the students to become entrepreneurs and professionals in the respective disciplines. IQAC of the college was conducted a Student Satisfaction Survey regarding Teaching – Learning and Evaluation which will help to upgrade the quality in higher education. Receiving positive or negative feedback from these students is important as both are crucial in helping monitor and evaluate the provision. Listening to what student say is a contributing factor in running a successful college or institution. This survey was developed to capture students' evaluation about teacher, facilities and curriculum related issues.

## **Methodology**

In every academic year, we ask our students to fill a Students Satisfaction Survey form (SSS) which is made available on college website. Filling of SSS is voluntary/ optional. For the academic year 2021-22, there were 915 registered students at the college. Every year data was collected during the period 1<sup>st</sup> March to 10<sup>th</sup> March. But due to COVID pandemic, this year data was collected during the period 1<sup>st</sup> June to 20<sup>th</sup> June 2022. The link of SSS form also made available to students on their email address, whatsapp address and college website. Two hundred and eighty one (281) students responded to the survey, providing a response rate of 31%. The analyses presented in this report are based on the responses of the 281 respondents to the survey.

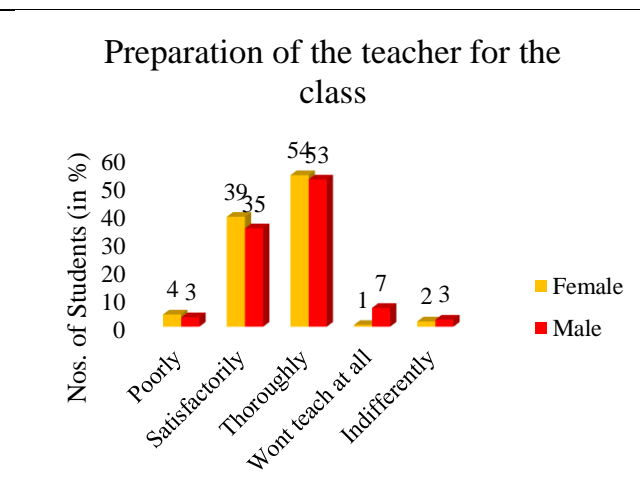
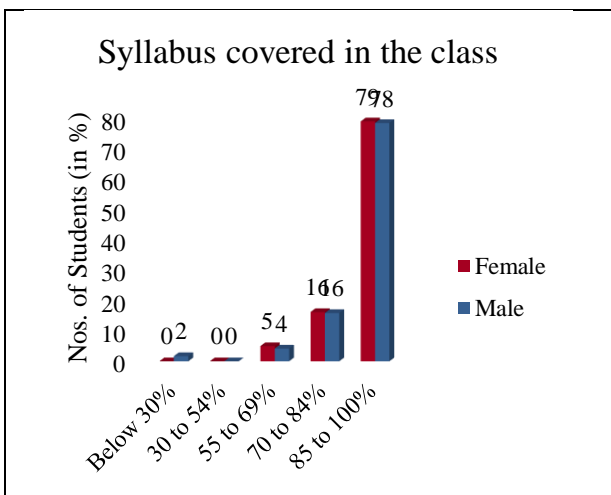
## **Respondent Profile**

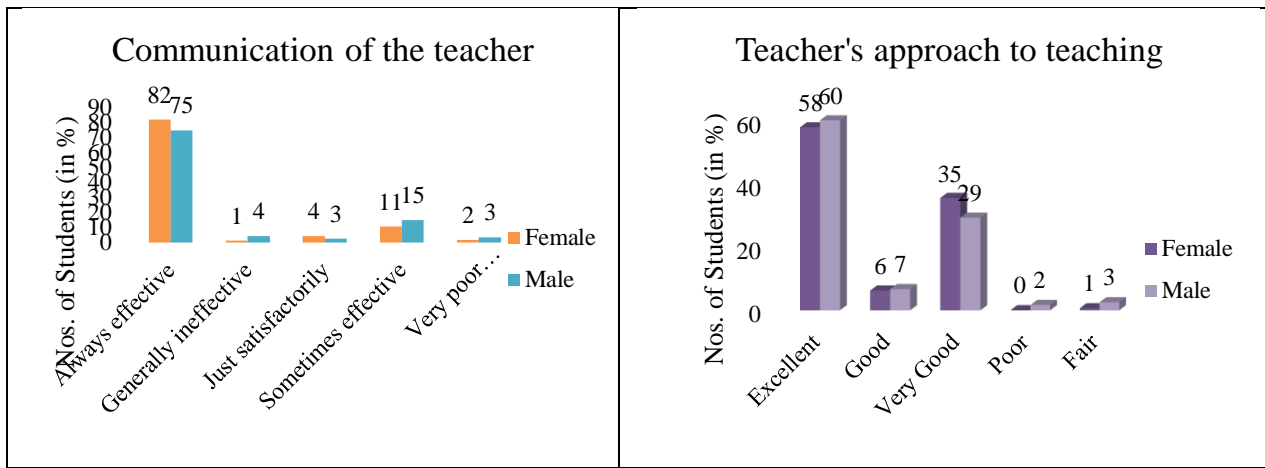
The respondent sample is broadly representative of the student population with respect to gender, programme level and course. There is 43% male and 57% female respondents in the survey sample. Most respondents are pursuing programmes at the bachelor's degree level (85%). The highest number of respondents came from the Commerce (49%).



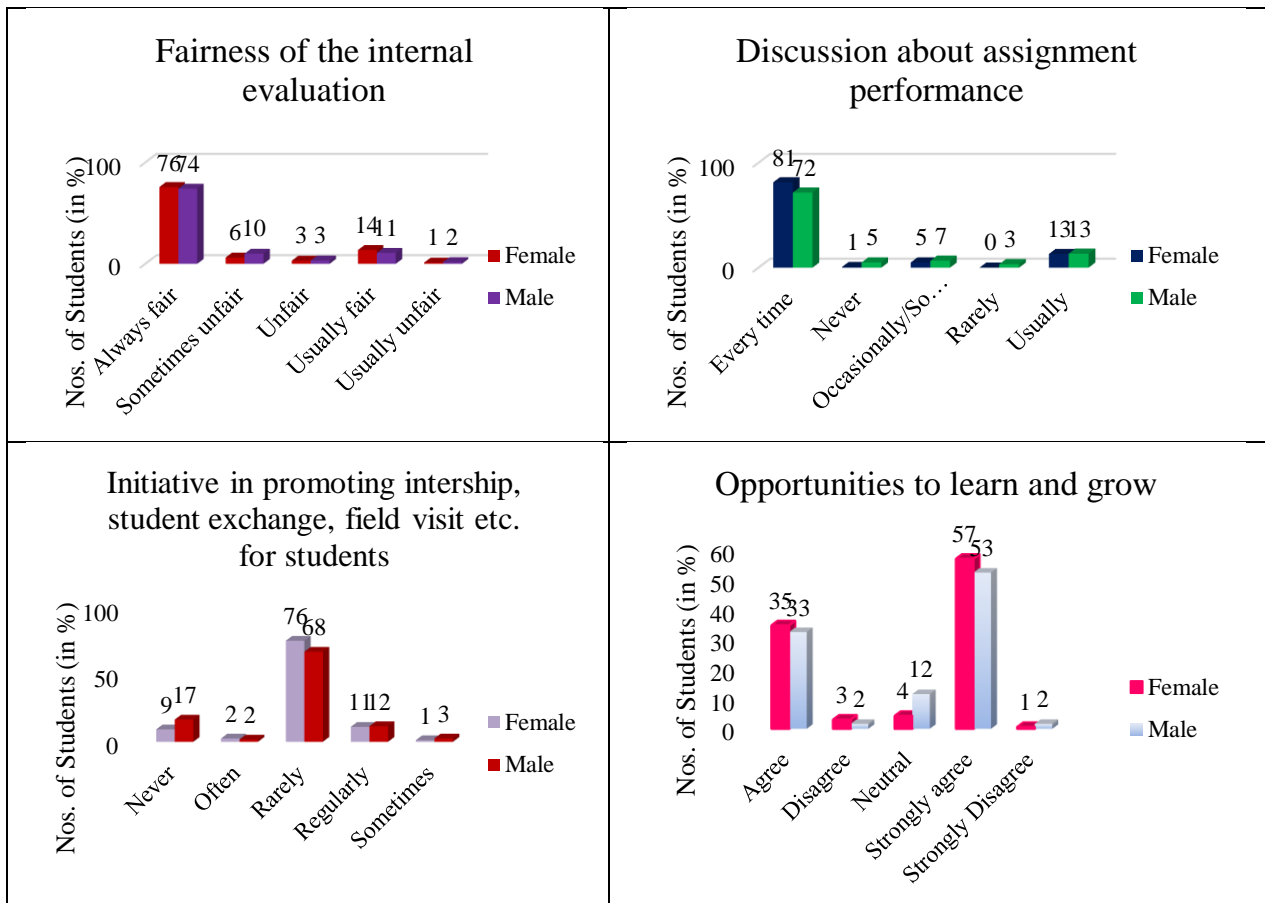
### Overall Evaluation

Feedback was collected and analysed by Feedback Analysis Committee of the college. Opinion of the students is obtained about each parameter in percentage.



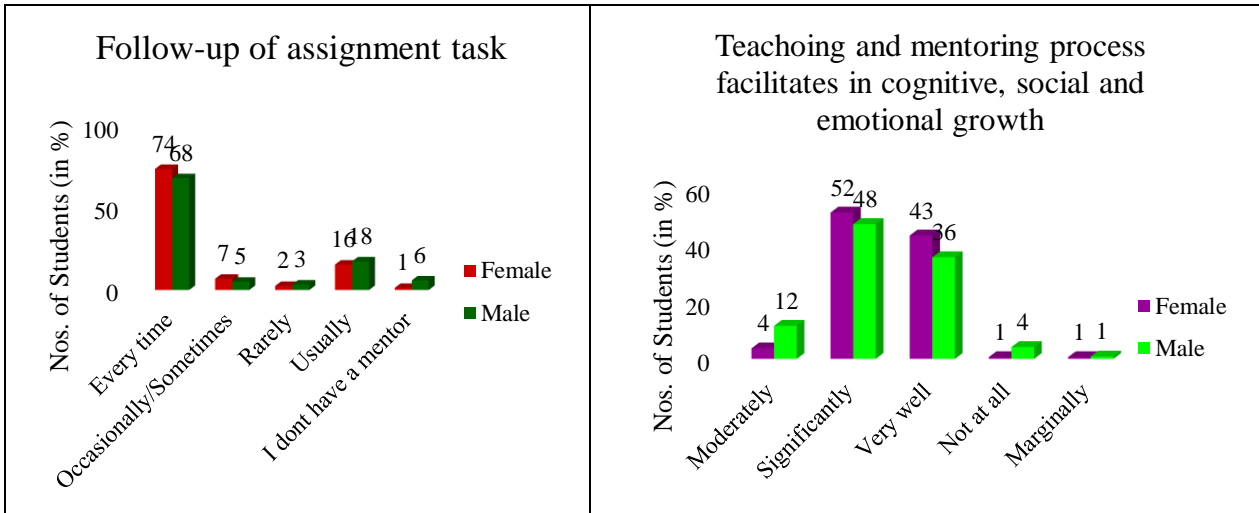


About 79% female and 78% male students indicated that syllabus covered in the class is more than 85%. More than 90% female and 78% male students reported being satisfied about the teachers' preparation for the class. Most of the female (82%) and male (75%) indicated that all the teachers' communication is always effective. About 90% male and female students who describe teachers' approach about teaching is good.

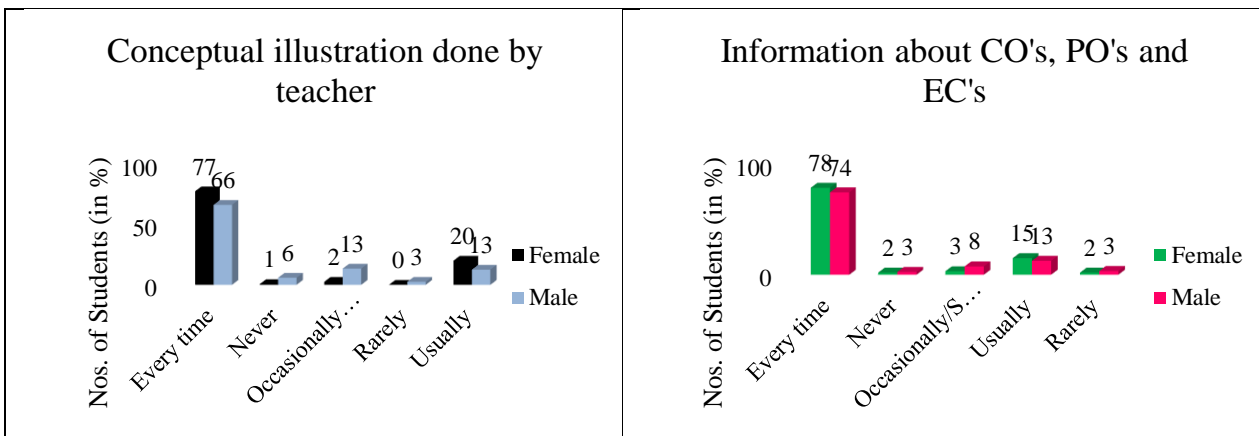


About 76% female and 74% male students agree with the fairness of teachers in the internal evaluation process. About 81% female and 72% male students say that teachers always discussed students' performance with them. There are very few students (13% female and 14% males) agree with the institution initiation to take active interest in promoting internship, student exchange and field visit opportunities regularly. More than 90% female and more than 80% male students' strongly agree with the multiple opportunities given by institute to them to

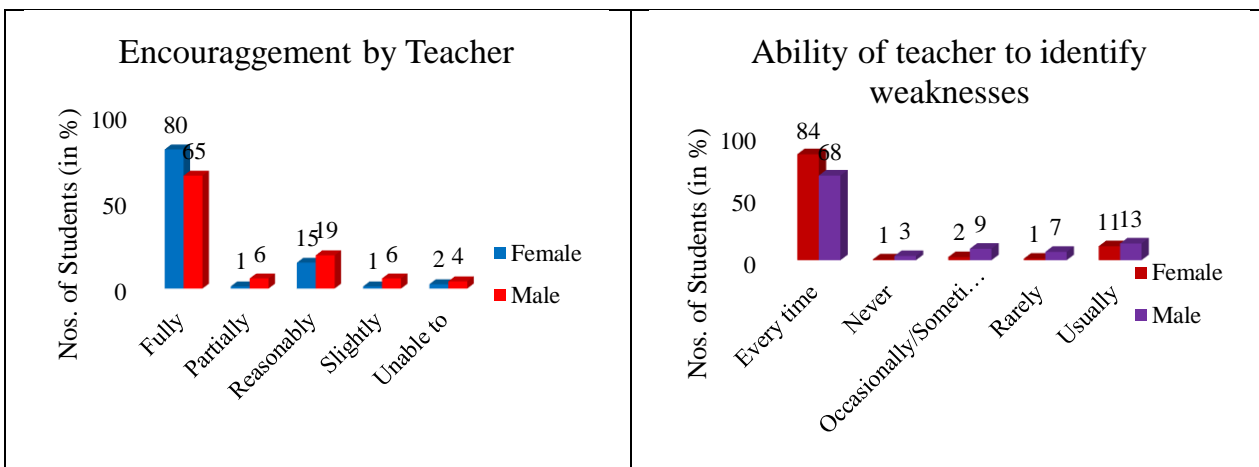
learn and grow.



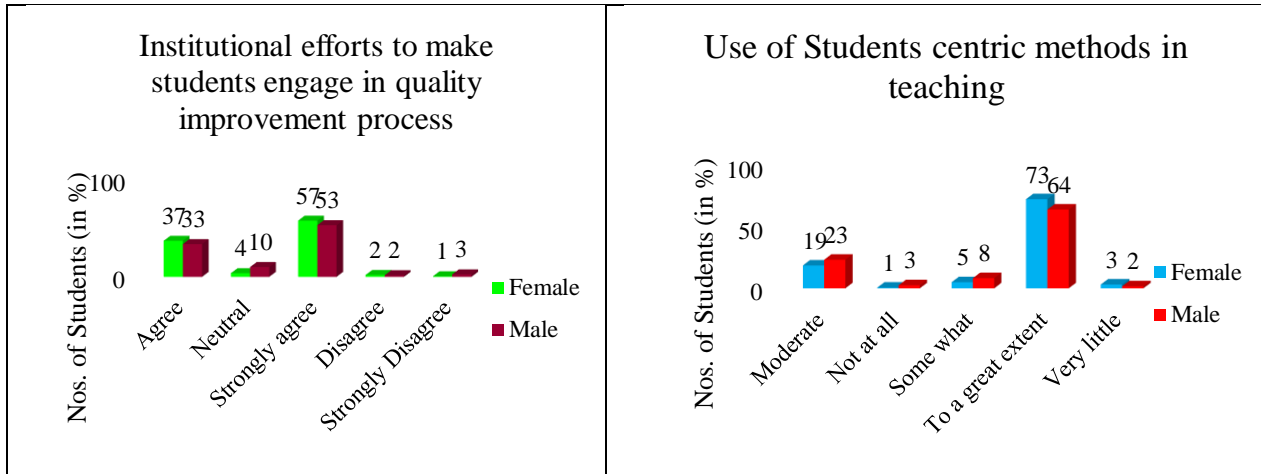
Most of the students (68% male and 74%female) agree with the mentor who does necessary follow-up with an assigned task given to them. More than 85% all students agree with the teaching and mentoring process in institution significantly facilitates or them in cognitive, social and emotional growth.



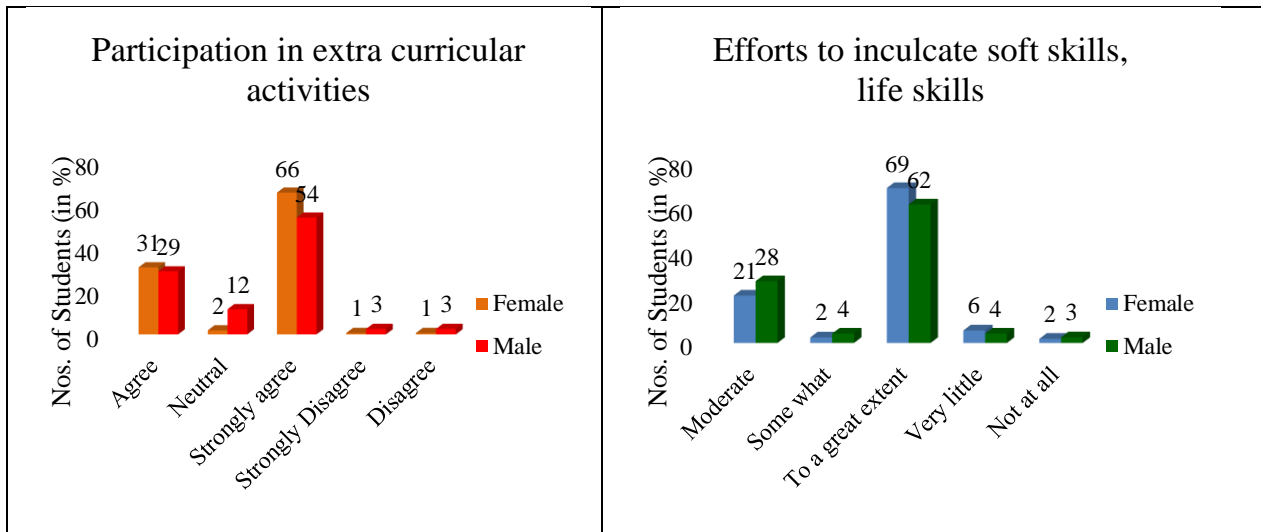
More than 60% all students are satisfied with the conceptual illustrations given by teacher. About 78% female and 74% male say that teachers always inform them about their expected competencies, course outcomes and program outcomes before teaching them.

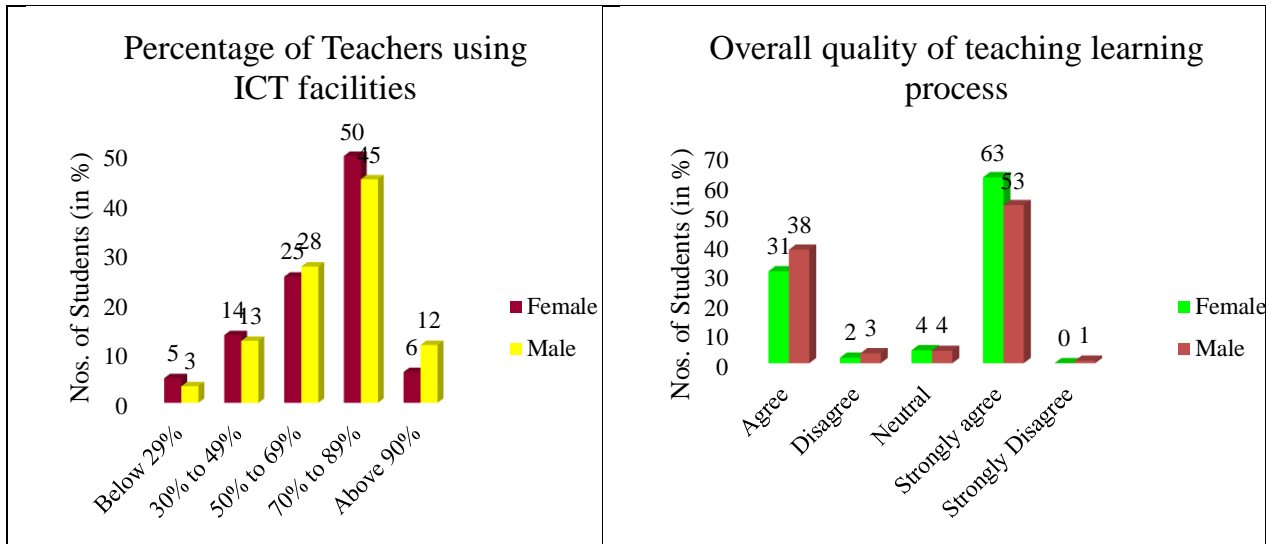


Most of the students are saying that most of the times teachers' can able to identify the weakness of the student. Based on their interactions with students, teachers identify the strength and weaknesses of the students and accordingly encourage them to participate in the various activities organized by department / college, Sanstha / University. This will help them in their overall development.



About 57% female and 53% male students strongly agree, and about 37% female and 33% male agree with the institutional efforts to engage students in the monitoring, review and continuous quality improvement of the teaching learning process. About 73% female and 64% male students strongly agree, and about 19% female and 23% male agree with the institution/ teachers use student centric methods, such as experiential learning, participative learning and problem solving methodologies for enhancing learning experiences to a great extent.






About 66% female and 54% male students strongly agree with the teacher’s encouragement to participate in extracurricular activities. About 56% female and 57% male students agree that with the fact that most of the time teachers’ use ICT tools such as LCD projector, Multimedia, etc. while teaching. Most of the students (more than 90%) agree with the overall quality of teaching- learning process.

  
**Coordinator**  
**I.Q.A.C.**  
 Prof. Dr. N. D. Patil Mahavidyalaya,  
 Malkapur, Dist. Kolhapur



  
**PRINCIPAL**  
 Prof. Dr. N. D. Patil Mahavidyalaya  
 Malkapur, Dist. Kolhapur